


PROFILE STEEL PRODUCTION

SECTION TYPE	APPLICABLE STANDARD	SIZE RANGE	THICKNESS RANGE
CHS	EN 10219-2:2006	φ 21.3 ~ 76.3mm	2.0 ~ 5.0 mm
SHS	EN 10219-2:2006	□ 40~160 mm	2.0 ~ 16.0 mm
IPE	EN 10025-2:2004	H 80x46 ~ H 300x150	3.8/5.2 ~ 7.1/10.7 mm
L	EN 10056	L 25 ~ 80mm	3.0 ~ 12.0 mm
LNP	EN 10056	L 50x30 ~ L 100x75	4.0 ~ 11.0 mm
C-type		C 40 ~ 160 mm	1.5 ~ 3.0 mm
U-type		U 41x21 ~ 41x72 mm	1.6 ~ 2.5 mm



PRODUCTION CAPACITY

Annual production capacity reaches 100,000 tons. Equipped with over 20 full-automatic production lines, advanced laser cutting machine and screw pile production lines.

DELIVERY CAPACITY

With full production capacity, after PO signed, 1500 tons delivers at the first 15 days, and 3000 tons in every 10 days.

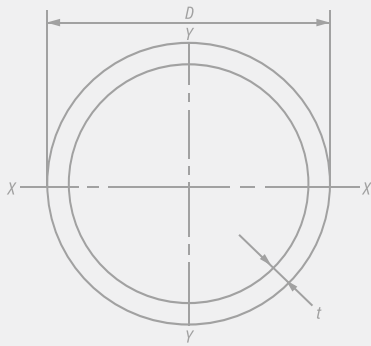
QUALITY CONTROL

We have formed a strictness closed loop of quality control system, from raw material incoming inspection, product inspection, galvanizing examine, to packing and transportation, till the products in your hands.

RAW MATERIAL

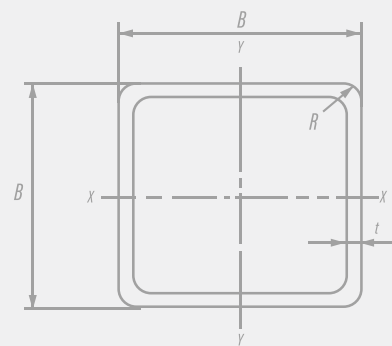
Cooperate with well-known international steel manufacturers, we can provide all kinds of raw materials to meet EU, ASTM and GB standards, also have full set of quality inspection report and warranty.

EN 10219-2:2006



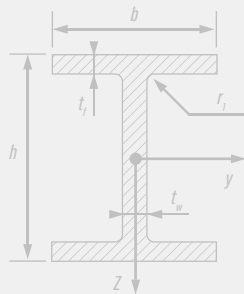
CHS	Diameter(mm) D	Thickness(mm) t
21.3	21.3	1.5 ~ 4.0
26.9	26.9	1.5 ~ 5.0
33.7	33.7	2.0 ~ 5.0
42.4	42.4	2.5 ~ 5.0
48.3	48.3	3.0 ~ 6.0
60.3	60.3	4.0 ~ 6.0
76.1	76.1	4.0 ~ 6.0

EN 10219-2:2006



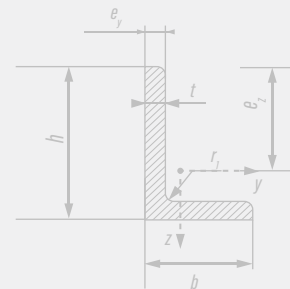
F	Height(mm) B	Thickness(mm) t
70	70	2.5 ~ 5.0
80	80	2.5 ~ 5.0
90	90	3.0 ~ 6.0
100	100	4.0 ~ 6.0
110	110	4.0 ~ 6.0
120	120	4.0 ~ 8.0
130	130	4.0 ~ 8.0

EN 10025-2:2004

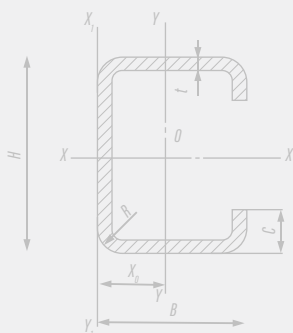


IPE	Height (mm)h	Width (mm)b	Thickness (mm)tw	Thickness (mm)tf
80	80	46	3.8	5.2
100	100	55	4.1	5.7
120	120	64	4.4	6.3
140	140	73	4.7	6.9
160	160	82	5	7.4
180	180	91	5.3	8
200	200	100	5.6	8.5

EN 10056



LNP	Height(mm) h	Width(mm) b	Thickness(mm) t
LNP50x30	50	30	4.0 ~ 5.0
LNP60x40	60	40	5.0 ~ 7.0
LNP75x50	75	50	6.0 ~ 7.0
LNP80x40	80	40	6.0 ~ 8.0
LNP90x60	90	60	6.0 ~ 8.0
LNP100x50	100	50	6.0 ~ 10.0
LNP100x65	100	65	7.0 ~ 11.0



C	Height(mm) H	Width(mm) B	Thickness(mm) t
50	150	20-50	1.5 ~ 2.75
60	150	20-60	1.5 ~ 2.75
70	150	20-60	1.5 ~ 2.75
80	175	20-60	1.5 ~ 2.75
90	175	20-60	1.5 ~ 2.75
100	200	20-60	1.5 ~ 2.75
110	200	20-60	1.5 ~ 2.75
120	200	20-60	1.5 ~ 2.75